



Homeless Management Information System (HMIS) Data Quality Plan

Approved: May 2025

San Antonio / Bexar County Continuum of Care

Developed by: HMIS Lead Agency and Close to Home

Approved by: Alliance to House Everyone Continuum of Care Board of
Directors and the HMIS Advisory Committee

TABLE OF CONTENTS

Contents

TABLE OF CONTENTS	2
CHANGE LOG	4
1. INTRODUCTION	5
1.1 HMIS DATA AND TECHNICAL STANDARDS	5
1.2 WHAT IS DATA QUALITY?	6
1.3 WHAT IS A DATA QUALITY PLAN?	6
1.4 WHAT IS A DATA QUALITY MONITORING PLAN?	6
1.5 WHAT ARE THE HMIS ORGANIZATIONAL CATEGORIES AND CRITERIA?	7
2. DATA ENTRY EXPECTATIONS	8
2.1 UNIVERSAL DATA ELEMENTS (UDES)	8
2.2 PROGRAM SPECIFIC DATA ELEMENTS (PDES)	10
3. DEFINING THE DATA.....	11
11	
3.1 DEFINING HOMELESSNESS.....	11
3.2 OTHER FEDERAL DATA DEFINITIONS.....	13
3.3 LOCAL DATA DEFINITIONS.....	13
4. LOCAL BEST PRACTICES	16
4.1 NOTATING CLIENT DEATH IN HMIS	16
5. PROJECT SETUP POLICIES.....	17
5.1 RE-OPEN DAYS.....	17
5.2 AUTO-EXIT DAYS.....	17
6. BENCHMARKS AND GOALS	18
6.1 TIMELINESS	18
6.2 COMPLETENESS	20
6.3 ACCURACY.....	22
7. DATA QUALITY MONITORING PLAN	22



7.1	ROLES AND RESPONSIBILITIES	22
7.2	QUARTERLY AGENCY DATA QUALITY MONITORING	23
7.3	COC ENFORCEMENT	27
8.	DATA QUALITY THRESHOLDS	28
8.1	UNIVERSAL DATA QUALITY THRESHOLDS FY 2020	28
8.2	PROGRAM SPECIFIC - RHY DATA QUALITY THRESHOLDS	29
8.3	PROGRAM SPECIFIC - ESG DATA QUALITY THRESHOLDS	30
8.4	PROGRAM SPECIFIC - PATH DATA QUALITY THRESHOLDS	30
8.5	PROGRAM SPECIFIC - COC DATA QUALITY THRESHOLDS	31
8.6	PROGRAM SPECIFIC - HOPWA DATA QUALITY THRESHOLDS	31
8.7	PROGRAM SPECIFIC - VA DATA QUALITY THRESHOLDS	60
	APPENDICES.....	60
	APPENDIX A: SUGGESTIONS FOR ACCURACY	60
	APPENDIX B: RESOURCES.....	62
	APPENDIX C: COMMUNITY DATA DEFINITIONS	63
	SECTION 1: HOMELESS STRATEGIC PLAN OUTCOMES	63

CHANGE LOG

Date	Addition/Change	Description of Change
9/01/2024	3.3, 5,	New approved data definitions of “Unsheltered,” “First-Time Homelessness,” and “Returns to Homelessness.” Added “Aged out of Foster Care” and “History of Foster Care” to Local Data Definitions”; Created new section titled Local Best Practices, adjusted numbered sections 6-8 accordingly
3/01/2025	3.3	Removed 13-Day Rule to comply with federal guidelines for universal data
5/20/2025	Appendix C	Added Appendix C; made general format changes for easier reading and navigation

San Antonio / Bexar County Continuum of Care

1. INTRODUCTION

This document describes the Homeless Management System (HMIS) data quality plan for the Alliance to House Everyone, San Antonio/Bexar County's Continuum of Care (CoC). HMIS is a locally administered electronic system that stores client-level information about persons who access homeless services in a community. This document includes a Data Quality Plan and protocols for ongoing data quality monitoring that meet requirements set forth by the Department of Housing and Urban Development (HUD). It is developed by the HMIS Administrator (Haven for Hope), the CoC in coordination with Close to Home's (CTH, the CoC Lead Agency) HMIS Advisory Committee, and community service providers. This HMIS Data Quality Plan is to be updated annually, considering the latest HMIS data standards and locally developed Data Quality Thresholds.

1.1 HMIS DATA AND TECHNICAL STANDARDS

Each CoC receiving HUD funding is required to implement and participate in HMIS to capture standardized data about all persons accessing homeless assistance in the area. The HMIS complies with HUD's official data and technical standards published on HUD's Resource Exchange.

In 2010, the U.S. Interagency Council on Homelessness (USICH) affirmed HMIS as the official method of measuring outcomes for homelessness in *Opening Doors: Federal Strategic Plan to Prevent and End Homelessness*. Various federal partners use HMIS data for contract reporting, including:

- U.S. Department of Housing and Urban Development (HUD)
- U.S. Department of Health and Human Services (HHS)
- U.S. Department of Veteran Affairs (VA)

The 2024 Data Standards were implemented in May 2023. The standards identify Universal Data Elements and Program-Specific Data Elements that are required of all homeless programs participating in the HMIS. For further reference, please review the requirements at: <https://www.hudexchange.info/resource/3824/hmis-data-dictionary/>

1.2 WHAT IS DATA QUALITY?

Data quality is the reliability and validity of client-level data collected. High quality data accurately reflects client information and helps case managers determine appropriate services. Data quality is measured by several factors such as **timeliness**, **completeness**, and **accuracy**. For System Performance Measurements, HUD's expectation is that HMIS data be complete and accurate dating back to October 1, 2012.

1.3 WHAT IS A DATA QUALITY PLAN?

A data quality plan is a community-level document that assists the CoC in achieving statistically valid and reliable data. The plan sets expectations for both the community and the end users, as well as:

- Establishes specific data quality benchmarks for timeliness, completeness, accuracy, and consistency; Identifies the responsibilities of all parties within the CoC with respect to data quality;
- Establishes a timeframe for monitoring data quality on a regular basis.

1.4 WHAT IS A DATA QUALITY MONITORING PLAN?

A data quality monitoring plan is a set of procedures that outlines a regular, on-going process for analyzing and reporting on the reliability and validity of the data entered into the HMIS at both the program and aggregate system levels. This plan includes roles and responsibilities for the CoC, the HMIS Administrator, and the HMIS Advisory Committee.

1.5 WHAT ARE THE HMIS ORGANIZATIONAL CATEGORIES AND CRITERIA?

The HMIS organizational categories and criteria chart identifies each project and organization as an A, B, C, or D category.

	A	B	C	D
Funding Source	Federally Funded	Not federally funded, but data is used for federal reporting	Not federally funded and data is not used for federal reporting	Not federally funded and data is not used for federal reporting
Project Participation	Participates in a HUD priority project type*	Participates in a HUD priority project type	Not participating in a HUD priority project type	Not participating in a HUD priority project type
Homeless Eligibility Criteria	Serve at least one of HUD's Homeless Categories**	Serve at least one of HUD's Homeless Categories	Does not need to serve HUD's Homeless Categories	Does not need to serve HUD's Homeless Categories
Data Access	Ability to Enter New Client Profiles and Edit Existing Information	Ability to Enter New Client Profiles and Edit Existing Information	Ability to Enter New Client Profiles and Edit Existing Information	View Only; Data View is Limited
Organizational Criteria	<ul style="list-style-type: none"> • Mission: Serve persons experiencing homelessness or at risk of homelessness is identified as an organizational priority. • Services: Housing, Supportive Services, Shelter, Healthcare, Access to Services through Coordinated Entry 			

- **Service Delivery:** Provide services or support for persons experiencing homelessness with the intent to improve continuity of care. Category C and D projects must be co-located with homeless services provider.
- **Status:** Non-profit 501(c)(3), government entity, or healthcare provider
- **Email:** Users must have an organizational email
- **Security/Privacy:** Organization must designate a security officer to protect client data
- **Data Quality:** All except Category D must identify at least one individual that will respond to data quality reports sent monthly by the HMIS team.

* HUD's priority project types are: Prevention, Street Outreach, Shelter (Emergency Shelter and/or Transitional Housing, and Housing (Rapid Re-Housing, Voucher Programs, Permanent Supportive Housing)

** HUD's four categories of homelessness are: (1) Literally Homeless (2) Imminent Risk of Homelessness (3) Homeless Under other Federal Statute (4) Fleeing/attempting to flee domestic violence

2. DATA ENTRY EXPECTATIONS

2.1 UNIVERSAL DATA ELEMENTS (UDES)

The UDEs are baseline data collection elements required for **all** projects entering data into the HMIS. HMIS categories A, B, and C are required to input the following UDEs:

Universal Identifier Elements (One and Only One per Client Record)	Definition per Data Standards Manual 2024
Name	A full and accurate name (whenever possible), else a name the client identifies with. Funder may require legal name.
Social Security Number	9-digit unique identifier. Some funders may require

	either full SSN or last four digits.
Date of Birth	If a client does not know their full Date of Birth, HMIS provides options for partial dates, or for entering age.
Race and Ethnicity	Client's <i>self-identified</i> race and ethnicity. Staff observations should never be used to determine race and ethnicity.
Gender	Gender identity is a person's internal perception of themselves and may not match the sex they were assigned at birth. This element records one's gender identity, and <i>not</i> sex assigned at birth.
Veteran Status	Determines if a client has ever served in the US Armed Forces. This element is not dependent on discharge status.

Universal Project Stay Elements (One or More Value(s) per Client, One Value per Project Stay)	Definition per Data Standards Manual 2024
Disabling Condition	This element is important for determining if the client meets Chronic Homeless criteria. See Data Standards Manual for full description of Disabling Condition
Project Start Date	The date a client begins their participation in the project
Project End Date	The date a client ends their participation in the project
Destination	Identifies where a client will stay just after exiting a project
Relationship to Head of Household	Indicates who a client is linked to when entering a project.
Enrollment CoC	A code assigned to the geographic area where the project is linked to
Housing Move-In Date	The date a client begins physically living in a home provided by a Permanent Housing Project

Full definitions of all data elements can be found in the 2024 HMIS Data Standards Manual:
<https://files.hudexchange.info/resources/documents/HMIS-Data-Standards-Manual-2024.pdf>

2.2 PROGRAM SPECIFIC DATA ELEMENTS (PDES)

Program Specific Data Elements (PDEs) differ from the Universal Data Elements (UDEs) in that no one project must collect every single element in this section. Required data elements are dictated by the reporting requirements set forth by each Federal partner for the projects they fund. A Partner may require all or a selection of the fields or response categories. Data Quality Thresholds are included in Appendix C of the Data Quality Plan outlining required data elements and thresholds for each Federal partner. Category A and B projects are required to collect PDEs. HMIS PDEs include:

- | | |
|----------------------------|--------------------------------|
| → Income and Sources | → Non-Cash Benefits |
| → Health Insurance | → Domestic Violence |
| → Physical Disability | → Current Living Situation |
| → Developmental Disability | → Date of Engagement |
| → Chronic Health Condition | → Coordinated Entry Assessment |
| → HIV/AIDS | → Coordinated Entry Event |
| → Mental Health Disorder | → Bed-Night Date |
| → Substance Use Disorder | → Others as required by funder |



Full definitions of all data elements can be found in the 2024 HMIS Data Standards Manual:
<https://files.hudexchange.info/resources/documents/HMIS-Data-Standards-Manual-2024.pdf>

3. DEFINING THE DATA

3.1 DEFINING HOMELESSNESS

HUD defines homelessness in four separate categories. HUD also distinguishes a specific type of homeless situation known as Chronic Homelessness. The below categories were obtained from the HUD Exchange resources and documents: HomelessDefinition_RecordkeepingrequirementsandCriteria.pdf

CATEGORY 1 – LITERALLY HOMELESS

1. Individual or family who lacks a fixed, regular, and adequate nighttime residence, meaning:
 - i. Has a primary nighttime residence that is a public or private place not meant for human habitation;
 - ii. Is living in a publicly or privately operated shelter designated to provide temporary living arrangements (including congregate shelters, transitional housing, and hotels and motels paid for by charitable organizations or by federal, state and local government programs); or
 - iii. Is exiting an institution where (s)he has resided for 90 days or less and who resided in an emergency shelter or place not meant for habitation immediately before entering that institution

CATEGORY 2 – IMMINENT RISK OF HOMELESSNESS

2. Individual or family who will imminently lose their primary nighttime residence, provided that:
 - i. Residence will be lost within 14 days of the date of application for homeless assistance;
 - ii. No subsequent residence has been identified; and
 - iii. The individual or family lacks the resource or support networks needed to obtain other permanent housing



CATEGORY 3 – HOMELESS UNDER OTHER FEDERAL STATUTES

3. Unaccompanied youth under 25 years of age, or families with children and youth, who do not otherwise qualify as homeless under this definition, but who:
 - i. Are Defined as homeless under the other listed federal statutes;
 - ii. Have not had a lease, ownership interest, or occupancy agreement in permanent housing during the 60 days prior to the homeless assistance application;
 - iii. Have experienced persistent instability as measured by two moves or more during in the preceding 60 days; and
 - iv. Can be expected to continue in such status for an extended period of time due to special needs or barriers

CATEGORY 4 – FLEEING/ATTEMPTING TO FLEE DV

4. Any individual or family who:
 - i. Is fleeing; or is attempting to flee, domestic violence;
 - ii. Has no other residence; and
 - iii. Lacks the resources or support networks to obtain other permanent housing

CHRONIC HOMELESSNESS

Chronic Homelessness is defined as some who has experienced homelessness for a year or longer, or who has experienced at least four episodes of homelessness in the last three years (must be cumulative of 12 months), and has a qualifying disability.

Remember: Occasions are separated by a break of at least seven nights. Stays in institutions of fewer than 90 days do not constitute a break. Breaks can be documented by self-report.

Below is a link to HUD's definition of Chronic Homelessness:

<https://www.havenforhope.org/downloads/HMIS/HUDs-Definition-of-Chronic-Homelessness.pdf>



3.2 OTHER FEDERAL DATA DEFINITIONS

The following definitions come from the 2024 HMIS Data Standards Manual. The full document can be found here: <https://files.hudexchange.info/resources/documents/HMIS-Data-Standards-Manual-2024.pdf>

- **Veteran Status:** Anyone who has ever been on active duty in the armed forces of the United States, regardless of discharge status or length of service. Army, Navy, Air Force, Marine Corps, and Coast Guard: active duty begins when a military member reports to a duty station after completion of training. Reserves and National Guard: active duty is any time spent activated or deployed, either in the United States or abroad. Or Anyone who was disabled in the line of duty during a period of active duty training. Or Anyone who was disabled from an injury incurred in the line of duty or from acute myocardial infarction, a cardiac arrest, or a cerebrovascular accident during a period of inactive duty training.. Please see further details as outlined in the HMIS Data Standards Manual.
- **Disabling Condition:** A physical, mental, or emotional impairment, including an impairment caused by alcohol or drug abuse, post-traumatic stress disorder, or brain injury. Please see further details as outlined in the HMIS Data Standards Manual.

3.3 LOCAL DATA DEFINITIONS

HOUSED

A housed individual or family is an individual or family who has a fixed, regular and adequate nighttime residence

Methods for capturing this number:

During the reporting period, count the number of clients:

- With an 'Exited' Street Outreach, SSO, ES, SH, TH, RRH, or PH enrollment who had a Permanent Housing destination at Exit.
- OR with an open RRH or PH project enrollment, that have a move-in date.

RETURNS TO HOMELESSNESS



The extent to which persons who exit homelessness to Permanent Housing destinations within two years prior to the report date range returned to homelessness.

Methods for capturing this number:

- Count active clients with begin date within reporting period in the following project types:
 - Enrollment in ES, SH, TH, **OR**
 - Street Outreach, SSO, or CE with Prior Living Situation (3.917) answer of “Place not meant for habitation...,” “Emergency Shelter...,” or “Safe Haven,” **OR**
 - RRH, PH – Housing Only, PH – with Services , PSH with Prior Living Situation answer of “Place not meant for habitation...” “Emergency Shelter...,” or “Safe Haven,” **AND** no move-in date recorded before last day of reporting period.
- Look back 6 months, 12 months, and 2 years starting from the enrollment Begin Date, scan for previous enrollment exits in the following project types:
 - Enrollment in ES, SH, TH, **OR**
 - Street Outreach, SSO, or CE with Prior Living Situation answer of “Place not meant for habitation...,” “Emergency Shelter...,” or “Safe Haven,” **OR**
 - RRH, PH – Housing Only, PH – with Services , PSH with Prior Living Situation answer of “Place not meant for habitation...” “Emergency Shelter...,” or “Safe Haven,”
 - WHERE destination was a Permanent Housing destination per HUD Date Dictionary

UNSHELTERED

Client enrolled in a

- Street Outreach project **OR** Supportive Services Only **OR** Coordinated Entry project **AND**
- Has a Prior Living Situation **OR** Current Living Situation of “Place not meant for habitation,” whichever is latest

FIRST TIME HOMELESS

Start with the client’s earliest start date in any of the relevant project types during the report date range which have a Prior Living Situation response of “One Time.” Working backwards in time, determine if the client was active in any of the relevant projects within 10 years prior to their earliest start date using the method described below:

- If so, then the client is not newly homeless.



- If not, then the client is newly homeless.

Method:

- Number of clients with an HMIS enrollment during the reporting timeframe who have met all of the following conditions:
 - Enrollment withing the reporting period in one of the following eligible project types:
 - Enrollment in ES, SH, TH **OR**
 - Street Outreach, SSO, or CE with a Prior Living Situation (3.917) answer of “Place not mean for habitation...,” “Emergency Shelter...,” or “Safe Haven” **AND** no move-in date recorded before last day of reporting period
 - **AND** corresponding HUD Universal Data (at entry):
 - “Number of times the client has been on the streets, in ES, or SH in the past three years including today” = “One Time”
 - **AND** in the past 10 years (starting with the enrollment begin date) client did NOT have an enrollment in an eligible project type below:
 - Enrollment in ES, SH, TH **OR**
 - Street Outreach, SSO, or CE with Prior Living Situation (3.917) answer of “Place not meant for habitation...,” “Emergency Shelter...,” or “Safe Haven” **AND** no move-in date recorded before the last day of reporting period.

AGING OUT OF FOSTER CARE

The definition of "aging out" of foster care is the young adult was in the custody of the Department of Family and Protective Services when they reached the age of 18 years old. Youth who have aged out of care are eligible for tuition and fee waiver for state public institution of higher learning and other supportive services.

If “Yes” for “Formerly a Ward of Child Welfare/Foster Care Agency,” add “Was in the custody of the Department of Family and Protective Services at the age of 18?” after.

Answer choices: Yes/No/Client Doesn’t Know/Client prefers not to answer/Data not collected

HISTORY OF FOSTER CARE

Youth with history of foster care can range from a person whose family was investigated by the Department of Family and Protective Service as a minor up to a person who was removed from the care of their guardian(s)



and placed in the care of the State of Texas, which can include substitutive care (family, fictive kin, foster home, residential treatment facility, et cetera).

This data element will be added to the Local Data Power BI Dashboard that will soon be available to the community.

4. LOCAL BEST PRACTICES

4.1 NOTATING CLIENT DEATH IN HMIS

A client's passing should be reported within HMIS at the earliest possible convenience. Once the agency becomes aware of the passing, a HMIS user within the agency should complete the following steps:

1. If the passing is not reported first-hand, verification should be made through an approved source before next steps are followed. Official forms of verification include:
 - a. Verbal report from Bexar County Medical Examiner
 - b. Identifiable record on <https://deathrecords.bexar.org/> (only available for previous 30 days)
 - c. Family member of client giving notice, providing client's full name and date of birth
 - d. San Antonio Police Department giving notice, providing client's full name and date of birthOther forms of verification may be sufficient on a case-by-case basis.
2. Client's Demographics page should be changed to include Deceased Date. An estimated date may suffice if the exact date is unknown.
3. Verification of death should be added to profile.
 - a. If verification was verbal, a case note should be added with Case Note Summary denoting client's death.
 - b. If verification was physical/digital, a copy should be uploaded to client's Documents and Files page.
4. A Client Alert can be added to the profile to ensure awareness if the profile is visited by another user.
5. Active Enrollments must be closed out with an Exit Date of the last day the client received a service from the project. Exit Destination should be listed as "Deceased" (under Other category).



- a. If client has open Enrollments with other agencies, the reporting user may submit a ticket to HMIS to have HMIS Team reach out to have other agencies close their own enrollments.
- b.
6. If a CE Event Referral has been made, the referral may be closed out using the “Client Did Not Follow Up” option in conjunction with the Deceased Date.

5. PROJECT SETUP POLICIES

5.1 RE-OPEN DAYS

Refers to the number of days a user can re-open an enrollment after the exit date. This also refers to the number of days a new enrollment (for the same project) can be created, after the previous enrollment has been exited. If needed, the HMIS Team can administratively override this setting manually, on a case-by-case basis. In order for an agency to request an administrative override, and want to re-open an enrollment, a program manager will need to submit a ticket to the HMIS help desk.

Example: Client A is enrolled in an ES project on 1/1/2020 and is exited on 04/01/2020. Client A then returns within a 7-day (04/01/2020-04/09/2020) window, then the enrollment may be re-opened. If Client A returns on 4/10/2020, even one day beyond the approved timeframe, then a new ES enrollment must be created.

5.2 AUTO-EXIT DAYS

Refers to logic in the database, which automatically exits a client from an enrollment after a specified number of days. Enrollments which are automatically exited are missing all exit data. This is highly discouraged for housing projects which are required to collect data upon exit, with the exception of Night-by-Night Emergency Shelters. A recommended value of (-1) indicates to remove the option/capability for the enrollment to automatically exit, in order to ensure all exit data is captured accordingly for the client.

Example: Client A is enrolled in a Street Outreach Project on 01/01/2020 and doesn't have contact with a Street Outreach Worker of any kind for 60 days from the enrollment date. Client A's enrollment will automatically be exited on 03/01/2020. There will be no exit assessment information attached to the client.

PROJECT TYPE	Recommended Maximum Number of Re-open Days	Recommended Number of Auto- Exit Days
EMERGENCY SHELTER (ENTRY- EXIT), SAFE HAVEN, AND TRANSITIONAL HOUSING	7	-1
EMERGENCY SHELTER (NIGHT- BY-NIGHT)	14	14
PERMANENT HOUSING, PERMANENT SUPPORTIVE HOUSING, RAPID RE- HOUSING	14	-1
STREET OUTREACH	30	60
SERVICES ONLY	30	60
HOMELESS PREVENTION	30	-1

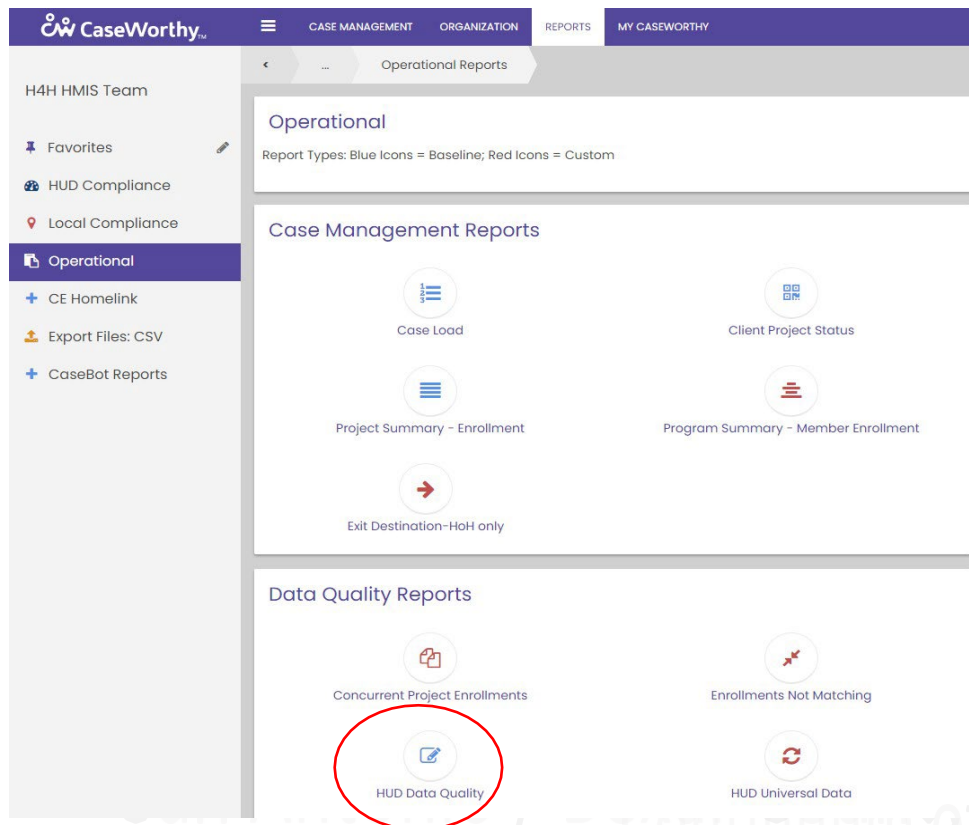
6. BENCHMARKS AND GOALS

6.1 TIMELINESS

Timeliness refers to necessary client information being entered into HMIS within a reasonable period



of time. When data is entered in a timely manner, it can reduce human error due to too much time between data collection and data entry. Relying on notes or memory of a conversation can lead to incorrect or incomplete data entry. Timely data entry also makes information more accessible for the entire CoC. Agencies can view the HUD Data Quality Report “Timeliness” section to monitor the timeliness of data entry for entry into a project and exit from a project (see screenshot below).



Timeliness is measured by comparing the enrollment member begin/end date to the assessment entry/exit created date. Timeliness cannot be edited, only improved going forward. Assessment information dates should match the date the client interview occurred. Each type of project has different expectations on timely data entry.

Data entry timeframe by project type:

- **Emergency Shelter:** Universal Data Elements and Housing Project Entry/Project Exit must be entered within **4** calendar days.



- **Transitional Housing:** Universal Data, Program-Specific Data, and Housing Check- In/Check-Out must be entered within **4** calendardays.
- **Permanent Housing:** Universal Data, Program-Specific Data, and Housing Check- In/Check-Out must be entered within **4** calendardays.
- **Rapid Re-Housing:** Universal and Program-Specific Data Elements must be entered within **4** calendar days.
- **Prevention projects:** Universal and Program-Specific Data Elements must be entered within **4** calendar days.
- **Supportive Services Only (including SSVF and safe sleeping) projects:** Universal and Program-Specific Data Elements must be entered within **4** calendar days.
- **Outreach Projects:** Limited data elements must be entered within **4** calendar days of the first outreach encounter. Universal Data Elements should be collected upon engagement in services.

HOUSING MOVE-IN DATE

The housing move-in date captures the move-in date at an “Occurrence Point.” This was added as a one-time field to capture this date at the time of move-in. This means that the move-in date must be entered if/when a household moves into any type of permanent housing, regardless of funding source or whether the project is providing the rental assistance. The move-in date must be between the Project Start Date and Project Exit Date and may be the same date as Project Start if the client moves into housing on the date they were accepted into the program.

ANNUAL ASSESSMENT DATE

Annual assessments that are required for collection must be entered and completed with created date of no more than 30 days before or after the anniversary of the head of household’s Project Start Date. Information must be accurate as of the created date and must be completed. The annual assessment must include updating both the head of household’s information and any other family member associated with the enrollment at the same time.

The data included in these updates impact the CoC’s System Performance Measures which contribute to HUD’s scoring process to determine local funding levels. As such, organizations in the A Category are required to conduct these assessments and those in the B Category are strongly encouraged to do so as well.

6.2 COMPLETENESS

Completeness refers to entry of all clients served by an organization’s project , as well as all necessary data



elements.

Complete data is the key to assisting clients in finding the right services and benefits to end their homelessness. Incomplete data may hinder an organization's ability to provide comprehensive care to the clients it serves. Incomplete data can also negatively impact CTH's ability to make generalizations of the population it serves, track patterns in client information and changes within the homeless population, and adapt strategies appropriately. HMIS data quality is also part of funding applications, including CoC and ESG funding. Low HMIS data quality scores may impact, and could result in denial of future funding requests.

CTH's goal is to collect 100% of all universal data elements. Therefore, the HMIS Advisory Committee, with the CoC Board's approval, has established Data Quality Thresholds (see Table 1 through 7, Appendix C). The Data Quality Thresholds set an acceptable range of "null/not collected", and "client doesn't know/client refused" responses, depending on the data element. To determine compliance, percentages will be rounded (example: .04% becomes 0%).

All programs using the HMIS shall enter data on one hundred percent (100%) of the clients they serve. It is important to note that this includes all required elements and assessments for each member of a household. These standards will be reviewed and revised annually to make sure the thresholds are reasonable.

BED/UNIT UTILIZATION RATES

One of the primary features of an HMIS is the ability to record the number of client stays or bed nights at a homeless residential facility. Case managers or shelter staff enter a client into the HMIS and assign them to a bed and/or a unit. The client remains there until he or she exits the program. When the client exits the project, they are also exited from the bed or unit in the HMIS. All shelters and housing units funded by the CoC must use the bed check-in software in HMIS. Bed/unit utilization will be determined based on bed check-ins and by project enrollment dates.

A bed night record has indicated that the client has utilized a bed in a shelter on that date. "There must be a record of a bed night on the Project Start Date into a night-by-night shelter; any additional bed night dates must be after the Project Start Date and before the Project Exit Date." (HMIS Data Standards Manual, 2020)

Acceptable range of bed/unit utilization rates for established projects:

- Emergency Shelters: 65%-105%
- Transitional Housing: 65%-105%



→ Permanent Supportive Housing: 65%-105%

The CoC recognizes that new projects may require time to reach the projected occupancy numbers and will not expect them to meet the utilization rate requirement during the first six months of operating.

6.3 ACCURACY

Accuracy refers to reflecting true client information and ensuring necessary data elements are consistently recorded.

The best way to measure accuracy of client data is to compare the HMIS information with more accurate sources, such as a social security card, birth certificate, or driver's license. To ensure the most up-to-date and complete data, data entry errors should be corrected on a monthly basis.

As a general rule, it is a better practice to select "client doesn't know/refused" than to misrepresent the population. Do not enter invalid data (such as "111-11-1111", or "123-45-6789" for SSN) to render data completeness as this will not be counted.

DATA CONSISTENCY

Consistent data collection helps promote accuracy. All data in HMIS should be collected and entered in a common and consistent manner across all programs. To that end, all intake and data entry workers will complete an initial training before accessing the live HMIS system, and access additional training opportunities offered by the HMIS Lead.

The HMIS staff may check data accuracy and consistency by running reports that check for entry errors such as duplicate files created, overlapping enrollments or inconsistent assessment responses. The HMIS team also reserves the right to provide HMIS client identification numbers to the CoC for their program auditing or monitoring purposes.

All users are recommended to use the HMIS training environment to practice data entry or test any functionality. The training environment does not affect the live database and does not save any data that is inputted. The link to the training environment is as follows:

https://hmis.havenforhope.org/HavenForHope_training.ecm

7. DATA QUALITY MONITORING PLAN

7.1 ROLES AND RESPONSIBILITIES



For a detailed outline of the roles and responsibilities of CTH, the CoC Board of Directors, HMIS Lead (Haven for Hope), and HMIS Advisory Committee see the “HMIS Governance Charter” available at www.close-to-homesa.org.

7.2 QUARTERLY AGENCY DATA QUALITY MONITORING

7.2.1 QUARTERLY DATA QUALITY REPORT

- **Quarterly Data Quality Report Send-Out**

HMIS Data Quality Analysts will send monthly Data Quality Reports for all A, B and C projects to Agency HMIS Representative and CC all project contacts by the 10th calendar day of the first month of each quarter, for the previous quarter. The email will identify the elements requested for review.

- Oct-Dec send-out will occur in January.
- Jan-Mar send-out will occur in April.
- Apr-Jun send-out will occur in July.
- Jul-Sep send-out will occur in October.

- **Data Corrections**

The agency will internally facilitate the coordination of data corrections identified in the respective quarter’s email. Agencies are encouraged to run the ‘HUD Data Quality’ report (Reports > Operational > HUD Data Quality) monthly to review their client’s data quality between quarterly reports.

- **Report Response**

After reviewing the corrections needed, the Agency HMIS Representative will submit a ticket to HMIS (HMIS.Support@havenforhope.org) with the subject line “DQ Response– [Your Agency Name]”. All corrections are due by the end of the first month of the current quarter. See bullet points below for information requested for different situations:

- No corrections needed: Simply acknowledge receipt. The purpose is to demonstrate continued participation in process which is included in the final report.
- Corrections needed: Inform HMIS that the review is complete.
 - Notation: This is optional. The agency may choose to include one or more notations.



A notation is a brief explanation (1-3 sentences) of why certain corrections could not be made. Example: The client did not have a social security number. If a notation is made, include the name of the project(s) that notation is applicable to. This will be added to the report in the case that the agency would like to offer more context to the number of errors associated with it. Because DQ reports are aggregate numbers, the agency must send the notation for each month they would like it included on.

- For any projects with 0 clients served: Verify that the project should remain open.

Only one response is requested per organization. The response will demonstrate continued participation for all agency projects included in monitoring that quarter as the expectation is that internal agency coordination of corrections is completed prior to report response.

- **Follow Up**

HMIS Data Quality Analysts will review and verify corrections as each agency's ticket is submitted. Any agency that does not submit a response ticket will be contacted.

Quarterly Data Quality Report Outline*	
1st-10th of the first month of the quarter <i>Report Send-Out</i>	<p>HMIS Data Quality Analysts will send out the DQ reports to each agency for the previous quarter.</p> <ul style="list-style-type: none"> • Oct-Dec send-out will occur in January. • Jan-Mar send-out will occur in April. • Apr-Jun send-out will occur in July. • Jul-Sep send-out will occur in October.
10th – End of the first month of the quarter Data Corrections	<p>Agency will review report and coordinate data corrections.</p> <ul style="list-style-type: none"> • Compare records on file (physical files, agency records, etc.) • Make corrections/add missing data to HMIS. • Contact HMIS for help resolving errors as needed.
By the end of the first month of the quarter <i>Report</i>	<p>Agency HMIS Representative must submit a ticket to HMIS (HMIS.Support@havenforhope.org) to provide a response for their Agency. Suggested subject line: DQ Response – [Your Agency Name] Body of message: See section 'Quarterly Agency Data Quality Activities', section '3, Report Response' for information that should be included for different situations.</p>



<i>Response</i>	All agencies should send in a ticket regardless of if corrections were needed. Only one response is requested per agency. The response will demonstrate continued participation for all agency projects included in monitoring that quarter.
As tickets come in <i>Follow-Up</i>	HMIS Data Quality Analysts will review and verify corrections. Any agency that has not submitted a response ticket will be contacted.

*All dates will be changed to next business day if the date is on a weekend or holiday.

7.2.2 QUARTERLY CHRONIC HOMELESSNESS DATA CLEANUP REPORT

- Quarterly Data Quality Review of Chronic Homelessness (CH) Data Cleanup to be sent out by the 10th calendar day of the second month of the quarter, for the previous quarter.
 - Oct-Dec send-out will occur in February.
 - Jan-Mar send-out will occur in May.
 - Apr-Jun send-out will occur in August.
 - Jul-Sep send-out will occur in November.
- Data Corrections: The agency will internally facilitate the coordination of data corrections identified in the respective quarter's email.
- Report Response: All corrections due by the last business day of the second month of the quarter.
- Final Report: As each agency's tickets come in, the HMIS Data Quality Analysts will review and verify their corrections. Any agency that does not submit a response ticket will be contacted.

Quarterly Chronic Homeless Data Cleanup Send-Out Outline*

1st-15th of the second month of the quarter <i>Report Send-Out</i>	<p>HMIS Data Quality Analysts will send out the DQ reports to each agency for the previous quarter.</p> <ul style="list-style-type: none"> • Oct-Dec send-out will occur in February. • Jan-Mar send-out will occur in May. • Apr-Jun send-out will occur in August. • Jul-Sep send-out will occur in November.
15th – End of the second month of the quarter <i>Data Corrections</i>	<p>Agency will review report and coordinate data corrections.</p> <ul style="list-style-type: none"> • Compare records on file (physical files, agency records, etc.) • Make corrections/add missing data to HMIS. • Contact HMIS for help resolving errors as needed.
By the end of the second month of the quarter <i>Report Response</i>	<p>Agency HMIS Representative must submit a ticket to HMIS (HMIS.Support@havenforhope.org) to provide a response for their Agency.</p> <p>Suggested subject line: DQ Response – [Your Agency Name]</p> <p>Body of message: <i>See section ‘Quarterly Agency Data Quality Activities’, section ‘3, Report Response’ for information that should be included for different situations.</i> All agencies should send in a ticket regardless of if corrections were needed. Only one response is requested per agency. The response will demonstrate continued participation for all agency projects included in monitoring that quarter.</p>
As tickets come in <i>Follow Up</i>	<p>HMIS Data Quality Analysts will review and verify corrections. Any agency that has not submitted a response ticket will be contacted.</p>
*All dates will be changed to next business day if the date is on a weekend or holiday.	

7.2.3 THIRD MONTH OF THE QUARTER – AD-HOC

- The HMIS Data Quality Analysts will announce in the HMIS Newsletter and will distribute via email any Ad-Hoc data cleanup for that quarter.



7.3 COC ENFORCEMENT

1. Annual Review

On an annual basis HMIS will report on project/agency responsiveness and data quality using the HUD fiscal year 10/1-9/30. Based on the findings HMIS will determine which (if any) agencies should be contacted for lack of responsiveness and/or poor data quality. For any projects that HMIS could not come to a resolution, Close to Home's acting HMIS liaison will reach out to the Agency HMIS Representative. The HMIS team is notified when this outreach takes place.

2. Leadership

Involvement

Category A:

Based on the outcome of the CTH acting HMIS liaison outreach, the CTH acting HMIS liaison may refer the agency for further evaluation. CTH's Executive Director will contact the agency's CEO/ED to evaluate CoC Contract.

Category B & C:

Based on the outcome of the CTH acting HMIS liaison outreach, CTH acting HMIS liaison may refer the agency for further evaluation. As Category B and C agencies do not have CoC Contracts, the decision at this point is whether the project should still be allowed HMIS access. This decision will be made by the HMIS Advisory Committee.

8. DATA QUALITY THRESHOLDS

8.1 UNIVERSAL DATA QUALITY THRESHOLDS FY 2020

Project Type	Universal Thresholds										
	Requirements	ES, Day Shelters		TH, PSH, SH, OPH		Prev/RRH		Street Outreach		SSO/Other Homeless Assistance Provider	
Universal Data Element	All Clients, Adults, or HoH	Acceptable % Null/Not Collected	Acceptable % Client Doesn't Know/Refused	Acceptable % Null/Not Collected	Acceptable % Client Doesn't Know/Refused	Acceptable % Null/Not Collected	Acceptable % Client Doesn't Know/Refused	Acceptable % Null/Not Collected	Acceptable % Client Doesn't Know/Refused	Acceptable % Null/Not Collected	Acceptable % Client Doesn't Know/Refused
Demographics											
Name	All	0%	0%	0%	0%	0%	0%	1%	10%	0%	0%
Social Security Number	All	0%	2%	0%	1%	0%	2%	1%	10%	0%	3%
Date of Birth	All	0%	0%	0%	0%	0%	0%	1%	10%	0%	0%
Race	All	0%	2%	0%	1%	0%	2%	1%	5%	0%	3%
Ethnicity	All	0%	2%	0%	1%	0%	2%	1%	5%	0%	3%
Gender	All	0%	0%	0%	0%	0%	0%	1%	5%	0%	0%
Veteran Status	Adults	0%	2%	0%	1%	0%	2%	1%	5%	0%	3%
Disabling Condition	All	0%	2%	0%	1%	0%	2%	1%	5%	0%	2%
Prior Living Situation	HoH & Adults	0%	2%	0%	1%	0%	0%	1%	5%	0%	2%
Living Situation A	HoH & Adults	0%	2%	0%	1%	0%	0%	1%	5%	0%	2%
Living Situation B	HoH & Adults	0%	2%	0%	1%	0%	0%	1%	5%	0%	2%
Project Start Date	All	0%	0%	0%	0%	0%	0%	0%	0%	0%	0%
Project Exit Date	All	0%	0%	0%	0%	0%	0%	0%	0%	0%	0%
Destination	All	0%	1%	2%	1%	5%	2%	5%	5%	0%	1%
Relationship to Head of Household	All	0%	0%	0%	0%	0%	0%	10%	10%	0%	1%
Client Location	HoH	0%	0%	0%	0%	0%	0%	0%	0%	0%	0%
Housing Move-In Date	HoH	N/A	N/A	0%	0%	0%	0%	N/A	N/A	N/A	N/A

8.2 PROGRAM SPECIFIC - RHY DATA QUALITY THRESHOLDS

Program Specific	RHY		
	Requirement	ES	TLP
Data Elements	All Clients, Adults, or HoH	Acceptable % Null/Not Collected/Client Doesn't Know/Refused	Acceptable % Null/Not Collected/Client Doesn't Know/Refused
Income and Sources	HoH and Adults	N/A	5%
Non-Cash Benefits	HoH and Adults	N/A	5%
Health Insurance	All	5%	5%
Physical Disability	All	5%	5%
Developmental Disability	All	5%	5%
Chronic Health Condition	All	5%	5%
Mental Health Problem	All	5%	5%
Substance Abuse	All	5%	5%
Provided- Referral Source	HoH and Adults	5%	5%
RHY: BCP Status	All	5%	N/A
Sexual Orientation	HoH and Adults	5%	5%
Last Grade Completed	HoH and Adults	5%	5%
School Status	HoH and Adults	5%	5%
Employment Status	HoH and Adults	5%	5%
General Health Status	HoH and Adults	5%	5%
Dental Health Status	HoH and Adults	5%	5%
Mental Health Status	HoH and Adults	5%	5%
Pregnancy Status	Female-HoH, Adults	5%	5%
Formerly a Ward of Child Welfare/Foster Care Agency	HoH and Adults	5%	5%
Formerly a Ward of Juvenile Justice System	HoH and Adults	5%	5%
Family Critical Issues	HoH and Adults	5%	5%
RHY Service Connections	HoH and Adults	5%	5%
Commercial Sexual Exploitation/Sex Trafficking	HoH and Adults	5%	5%
Labor Exploitation/Trafficking	HoH and Adults	5%	5%
Project Completion Status	HoH and Adults	5%	5%
Counseling	HoH and Adults	5%	5%
Safe & Appropriate Exit	HoH and Adults	5%	5%
Aftercare	HoH and Adults	5%	5%

8.3 PROGRAM SPECIFIC - ESG DATA QUALITY THRESHOLDS

Program Specific		PATH	
		Requirement	Street Outreach
Data Elements		All Clients, Adults, or HoH	Acceptable % Null/Not Collected/Client Doesn't Know/Refused
Housing Status at Entry		HoH and Adults	5%
Income and Sources		HoH and Adults	5%
Non-Cash Benefits		HoH and Adults	5%
Health Insurance		All	5%
Physical Disability		All	5%
Developmental Disability		All	5%
Chronic Health Condition		All	5%
HIV/AIDS		All	5%
Mental Health Problem		All	5%
Substance Abuse		All	5%
Current Living Situation		All	5%
Date of Engagement		HoH and Adults	5%
Service Provided-PATH Funded		HoH and Adults	5%
Referral Provided-PATH		HoH and Adults	5%
PATH Status		HoH and Adults	5%
Connection to SOAR		HoH and Adults	5%

8.5 PROGRAM SPECIFIC - COC DATA QUALITY THRESHOLDS

Program Specific	CoC				
	Requirement	Prevention	PSH	RRH	TH
Data Elements	All Clients, Adults, or HoH	Acceptable % Null/Not Collected/Client Doesn't Know/Refused	Acceptable % Null/Not Collected/Client Doesn't Know/Refused	Acceptable % Null/Not Collected/Client Doesn't Know/Refused	Acceptable % Null/Not Collected/Client Doesn't Know/Refused
Income and Sources	HoH and Adults	5%	5%	5%	5%
Non-Cash Benefits	HoH and Adults	5%	5%	5%	5%
Health Insurance	All	5%	5%	5%	5%
Physical Disability	All	5%	5%	5%	5%
Developmental Disability	All	5%	5%	5%	5%
Chronic Health Condition	All	5%	5%	5%	5%
HIV/AIDS	All	5%	5%	5%	5%
Mental Health Problem	All	5%	5%	5%	5%
Substance Abuse	All	5%	5%	5%	5%
Domestic Violence	HoH and Adults	5%	5%	5%	5%
Coordinated Entry Event	HoH	2%	2%	2%	2%

8.6 PROGRAM SPECIFIC - HOPWA DATA QUALITY THRESHOLDS

Program Specific	HOPWA		
	Requirement	PH	TH
Data Elements	All Clients, Adults, or HoH	Acceptable % Null/Not Collected/Client Doesn't Know/Refused	Acceptable % Null/Not Collected/Client Doesn't Know/Refused
Income and Sources	HoH and Adults	5%	5%
Non-Cash Benefits	HoH and Adults	5%	5%
Health Insurance	All	5%	5%
Physical Disability	All	5%	5%
Developmental Disability	All	5%	5%
Chronic Health Condition	All	5%	5%
HIV/AIDS	All	5%	5%
Mental Health Problem	All	5%	5%
Substance Abuse	All	5%	5%
Domestic Violence	HoH and Adults	5%	5%
Service Provided-HOPWA	All	5%	5%
Housing Assessment at Exit	All	5%	5%
Financial Assistance	HoH and Adults	5%	5%
Medical Assistance	All Household Members with HIV/AIDS	5%	5%
T-Cell and Viral Load	Only Clients funded in a HOPWA Project with HIV/AIDS	5%	5%

8.7 PROGRAM SPECIFIC - VA DATA QUALITY THRESHOLDS

Program Specific	VA			
	Requirement	SSVF	VASH	GPD
Data Elements	All Clients, Adults, or HoH	Acceptable % Null/Not Collected/Client Doesn't Know/Refused	Acceptable % Null/Not Collected/Client Doesn't Know/Refused	Acceptable % Null/Not Collected/Client Doesn't Know/Refused
Income and Sources	HoH and Adults	5%	5%	5%
Non-Cash Benefits	HoH and Adults	5%	5%	5%
Health Insurance	All	N/A	5%	5%
Physical Disability	All	N/A	5%	5%
Developmental Disability	All	N/A	5%	5%
Chronic Health Condition	All	N/A	5%	5%
HIV/AIDS	All	N/A	5%	5%
Substance Abuse	All	N/A	5%	5%
Domestic Violence	HoH and Adults	N/A	5%	5%
Services Provided-SSVF	All	5%	N/A	5%
Financial Assistance-SSVF	All *	5%	N/A	5%
Last Grade Completed	HoH and Adults	5%	5%	5%
Employment Status	All	N/A	5%	5%
General Health Status	HoH and Adults	N/A	5%	5%
Veteran's Information	#	5%	N/A	5%
Percent of AMI	HoH	5%	N/A	5%
Last Permanent Address	HoH	5%	N/A	5%
VAMC Station Number	HoH	5%	5%	5%
SSVP HP Targeting	HoH	5% (HP Only)	N/A	5%
HUD-VASH Exit Information	HoH	N/A	5%	NA
HUD-VASH Voucher Tracking	HoH	N/A	5%	N/A

APPENDICES


APPENDIX A: SUGGESTIONS FOR ACCURACY

→ Attend regular trainings sponsored by the Haven for Hope HMIS team.

- ✓ You may request training online through the virtual helpdesk at HMIS.Support@havenforhope.org. See types of trainings below in the “HMIS Lead Agency” section of this plan.

→ Read through the available Training Guides posted online as needed.

- ✓ Training Guides are available in HMIS under the “My Caseworthy” tab in the “My Resources” box (see screenshot below). These guides cover most sections within HMIS and can be helpful tools to ensure data is entered accurately.





→ Maintain a personal Data Quality Log

- ✓ As you find data quality issues, keep a log of information. Issues might include duplicate files or incorrect demographic information. If you are not sure how to correct a data entry mistake, **please submit a service request online**. The virtual helpdesk can be accessed by sending an email to HMIS.support@havenforhope.org.

→ Maintain uniform data collection techniques. Some examples include:

- ✓ No numerals in name fields (except Suffix)
- ✓ Use age only if date of birth is unknown. Spot-check data entered monthly and compare it to paper documents.
- ✓ If a copy of an official document is obtained, compare those with the responses within HMIS to perform data quality checks on intake staff.
- ✓ Only restrict client information if the client refuses to share information in HMIS. Please do not restrict all client profiles as this creates an influx of duplicate records.
- ✓ Have a document explaining your individual intake forms.

- 
- 
- ✓ Have a document available to all intake/data entry staff that includes explanations on all questions covered on intake forms. HUD offers examples on the HUD Exchange.
 - ✓ Work with intake specialists on interviewing techniques and wording of questions.
 - ✓ Regular training of intake staff to improve on interviewing techniques and wording of questions can assist in increasing consistency of data quality.

→ Review HUD's HMIS Data Standards.

- ✓ Version 1 of the 2024 HMIS Data Standards, released May 2023, is available online at www.hudexchange.info. This resource includes information on required data elements, when they should be captured (at entry or exit), and which types of programs are responsible for capturing them. Make sure your programs are meeting HUD's baseline compliance requirements.

→ Ensure agency data is only updated for your organization's projects and enrollments.

- ✓ It is imperative that end users refrain from entering and altering existing data on enrollments or projects from other organizations. Only update or complete data entry corrections on your assigned HMIS project and enrollment.

APPENDIX B: RESOURCES

HMIS Data Dictionary: <https://files.hudexchange.info/resources/documents/HMIS-Data-Dictionary-2024.pdf>

HMIS Data and Technical Standards: <https://www.hudexchange.info/resource/3824/hmis-data-dictionary/>

HUD Data Quality Brief: <https://www.hudexchange.info/resources/documents/coc-data-quality-brief.pdf>

Data Quality and Analysis for System Performance Improvement Brief:
<https://www.hudexchange.info/resources/documents/Data-Quality-and-Analysis-for-System-Performance-Improvement-Brief.pdf>

Homeless Definitions:
https://www.hudexchange.info/resources/documents/HomelessDefinition_RecordkeepingRequirementsandCriteria.pdf

Homeless Resource Exchange. U.S. Department of Housing and Urban Development. https://www.hudexchange.info/resources/documents/DataQualityMonitoringPlan_Handout.pdf

Department of VA. U.S. Department of Veterans Affairs: <http://www.va.gov/>

APPENDIX C: COMMUNITY DATA DEFINITIONS

SECTION 1: HOMELESS STRATEGIC PLAN OUTCOMES

1.01 : Sheltered Demographics: # of HH experiencing sheltered homelessness by race, age, gender, and household composition

Unduplicated, *active, sheltered* clients enrolled by race, age at entry, age on the first day in which they were enrolled in the reporting period, gender, and household composition.

Options for Race:

- Hispanic
- [Race Label]: Any single race selection
- Hispanic, Multi-race: Hispanic + any race(s)
- Non-Hispanic, Multi-race: 2 or more races, none are *Hispanic

Options for Gender:

- [Gender Label]: Any single gender selection
- 2 or more Gender Identities

1.02 : Unsheltered Demographics: # of HH experiencing unsheltered homelessness by race, age, gender, and household composition

Unduplicated, *active, unsheltered* clients enrolled by race, age at entry, age on the first day in which they were enrolled in the reporting period, gender, and household composition.

1.03 : Unsheltered to Higher Level of Care: # of HH moving from unsheltered situations to sheltered enrollment

- Unsheltered individuals placed into shelter: *Unsheltered* individuals with exit destinations to *shelter exit destinations* options in the reporting period.
- *Sheltered* from unsheltered: Clients that entered into SH, TH, or ES with a prior living situation of 'Place not meant for habitation' in the reporting period.

1.04 : Unsheltered to Housed: # of HH moving to permanent housing from unsheltered situations

- Unsheltered to housed: *Unsheltered* individuals with exit destinations to *permanent housing exit destinations* options in the reporting period.
- Housed from Unsheltered: Individuals enrolled in *housing projects* with a housing move-in date within reporting period and prior living situation is 'Place not meant for habitation...'

1.05 : Sheltered to Housed: # of HH moving to permanent housing from sheltered situations

- *Sheltered* individuals placed into Permanent Housing: Clients exiting SH, TH, ES to a *permanent housing exit destination* in the reporting period.
- Permanently Housed from Shelter: Individuals enrolled in *housing projects* with a housing move-in date within reporting period where prior living situation is 'Emergency shelter, including hotel or motel paid for with emergency shelter voucher, Host Home shelter,' 'Transitional housing for homeless persons (including homeless youth)', 'Safe Haven'.

1.06 : Returns to Homelessness: Recidivism rates by intervention types, look at 6 months, 1 year, 2 years



Use *Returns to Homelessness* definition as stated in HMIS Data Quality Plan proposed definitions and run for 0-6 months, 7-12 months, 13-24 months timeframes broken into intervention types.



1.07 Chronically Homeless: # of HH experiencing chronic homelessness

Unduplicated count of Chronically Homeless, *active* clients. Chronic Homeless status will be determined by the following data, according to the project type.

- SSD, CE, SO, ES, SH, TH (enrollment less than or equal to 7 days): Latest of custom during assessment + CLS or HUD Universal at entry.
- *Housing projects* : HUD Universal at entry for enrollments with no move-in date recorded.

Note: Custom during assessment + CLS is used to capture clients who aged into chronic homelessness.

1.08 : Disability: # of HH experiencing homelessness with at least one HH member with a disability

Unduplicated number of *active* enrollments where the HoH data meets the condition of experiencing *homelessness*, in any project type where at least one member in the relevant enrollment has a 'yes' for disabling condition (found on HUD Universal).

1.09 : Families: # of HH experiencing homelessness with minor children

Active enrollments with more than one member, where HoH meets the definition of experiencing *homelessness* and at least one member is younger than 18 on the start date of the reporting period (not at project entry) and one member is 18 or over on the start date of the reporting period.

1.10 : Youth & Young Adults: # of HH experiencing homelessness between ages 18-24

Unduplicated number of *active* clients where they meet the definition of experiencing *homelessness* and are between 18-24 on the first day in which they were enrolled in the reporting period.

1.11 : Number of client who age out of the Child Welfare System

Unduplicated number of *active* clients who have an answer of 'Yes' for the age out of child welfare data element.

Note: As of time of writing, this element is not recorded in the system. Element will be able to be reported on after launching in HMIS, exact launch date is unknown as of now.

1.12 : Older Adults: # of HH experiencing homelessness ages 55+

Unduplicated number of *active* clients that meet the definition of experiencing *homelessness* and are 55 or older on the first day in which they were enrolled in the reporting period.

1.13 : Veterans: # of HH experiencing homelessness with "yes" for veteran status

Unduplicated number of *active* Veteran clients that meet the definition of experiencing *homelessness*.

1.14 : Domestic Violence: # of HH experiencing domestic violence

Unduplicated number of *active* clients that have an answer of 'Yes' for 'Are you currently fleeing?' data element.

Note: This element does not include data from Family Violence Prevention Services (FVPS) comparable database.

1.15 : First-Time Homeless: # of HH who report first-time homelessness

Use *First Time Homeless* definition as stated in HMIS Data Quality Plan proposed definitions. Household newly homeless status determined by HoH's data.


1.16 : Increasing Income: % increasing income, broken out by non-employment income and employment income

2 Measures:

1. Increase in *Non-Employment Income*: Unduplicated number of clients in an *active* enrollment in any project type that increased income by any amount when comparing the most recent during, annual or exit financial

assessment to the next most recent during, annual or entry financial assessment based on the sum of all *non-employment income* options DIVIDED BY the total number of *active* adult clients in reporting period.

2. Increase in Employment Income: Unduplicated number of clients in an *active* enrollment in any project type that increased income by any amount when comparing the most recent during, annual or exit financial assessment to the next most recent during, annual or entry financial assessment based on employment income (InHMIS: Earned Income (i.e., employment income)) DIVIDED BY the total number of *active* adult clients in reporting period.



1.17 Average Length of Time Homeless: Broken out for sheltered & unsheltered, compare to previous month

The average length of time homeless in days calculated by assessing approx. date homelessness started vs. last day of *active* enrollment within the reporting period for clients broken into:

1. *Sheltered*
2. *Unsheltered*

1.18 : First-Time Homeless HH who are successfully referred to diversion

Use *First Time Homeless* definition as stated in HMIS Data Quality Plan proposed definitions. Household newly homeless status determined by HoH's data. HoH must have a CE Event referral of 'Problem solving/diversion/rapid resolution intervention or service' with an event result of 'client housed/re-housed in a safe alternative' = yes where CE event referred date is within the reporting parameters.

SECTION 2: HOMELINK ACTIVITY, BY INTERVENTION TYPE

2.01 : Total Homelink Enrollments: # of enrollments into Homelink projects during the previous month

Unduplicated number of clients enrolled in *CE Front Door Projects* with an enrollment begin date within reporting timeframe separated by intervention type.

2.02 : CSC: # of HH referred to enrolled in ES, via this coordination

Count of provider referrals to 'Haven for Hope - Centralized Shelter Coordinator' with a referral outcome of 'Attained' with a referral date within the reporting period separated by intervention type.

2.03 : REL: # of HH on Resource Eligibility List (REL)

Number of clients with an *active* enrollment in *CE Front Door Projects* during the reporting period, or whose enrollment was closed in the 30 days prior to the reporting period with a *homeless exit destination or indeterminate answer* choice for their exit destination separated by intervention type.

2.04 PP: # of HH added to Priority Pool (PP)

Number of clients added to Priority Pool within the reporting period separated by intervention type.

2.05 : Referrals from PP: % of HH referred that came from PP

Total count of CE Program Referrals created during the reporting period where the client was on the priority pool at the time the referral was created DIVIDED BY total count of CE Program Referrals created during the reporting period separated by intervention type.

2.06 : Total Referrals: # of HH referred to Homelink interventions by type

Total count of CE Program Referrals by intervention type created during the reporting period where the client was on the priority pool at the time the referral was created separated by intervention type.

2.07 : Average Time to PP: Average time from Homelink enrollment to being added to PP

Of the clients added to Priority Pool during reporting period, the average number of days between the enrollment begin date and the date they were added to the Priority Pool separated by intervention type.

Note: Written to report on clients added to the priority pool, not on all clients on the Resource Eligibility List.

2.08 : Referral Success Rate: # of referrals and referral success rate

Number of CE program referrals created during the reporting period & number of CE program referrals resolved during the reporting period with a result of 'accepted/approved' DIVIDED BY the total number of CE program referrals resolved during the reporting period separated by intervention type.

2.09 : Successfully Housed: # of housed and housing success

- Unsheltered to housed: *Unsheltered* individuals with exit destinations to *permanent housing exit destinations* options dated within the reporting period separated by intervention type.
 - Housed from Unsheltered: Individuals enrolled in *housing projects* with a housing move-in date within reporting period where prior living situation is Place not meant for habitation separated by intervention type.
 - *Sheltered* individuals placed into Permanent Housing: Clients exiting SH, TH, ES to a *permanent housing exit destination* in the reporting period separated by intervention type.
 - Permanently Housed from Shelter: Individuals enrolled in *housing projects* with a housing move-in date within reporting period where prior living situation is 'Emergency shelter, including hotel or motel paid for with emergency shelter voucher, Host Home shelter,' 'Transitional housing for homeless persons (including homeless youth),' 'Safe Haven' separated by intervention type.
- Universe is Priority Pool clients.

2.10 : Average time between enrollment and successful referral

For clients on the priority pool with an outcome of "Referred", the average length of time between the begin date of the enrollment that qualified them for the priority pool and the resolution date of an accepted housing referral separated by intervention type.

2.11 : Average Time to Referral Closure: Average time to resolve Homelink referral

The average number of days between a referral created date and a referral resolution date where the referral resolution date is within the reporting timeframe separated by intervention type.

2.12 : Of the total of vouchers available through Homelink, % of allocated vouchers (have received vouchers, may or may not be yet housed).

Number of *active* enrollments DIVIDED BY Number of units in bed setup in *voucher projects* separated by intervention type.

SECTION 4: ALL PROJECT TYPES

4.01 : Data completeness

100 minus [Number of NULL + *indeterminate answer* choices] of *Universal Data Elements* (UDE) elements on assessments completed within reporting time frame (based on assessment dates)/ all UDEs on assessments completed within reporting time frame (based on assessment dates). For SO and PATH funded projects - *only* eligible after DoE recorded.

4.02 : Timeliness of data entry

Average number of days recorded for timeliness (created date vs assessment date) on entries and exits during reporting time frame.

4.03 : Annual assessment

The percentage of clients that do not have an annual assessment WHERE the enrollment anniversary date falls during the reporting timeframe DIVIDED BY number of clients whose anniversary date falls within reporting period.

Note: Not all projects require the collection of annual assessment, this metric will only include projects that require annual assessments.



SECTION 5: FRONT DOOR PROJECT SUMMARY

5.01 : # of New Enrollments

Unduplicated count of enrollments in *CE Front Door projects* where HoH's begin date is within reporting period.

5.02 : # of Open Enrollments

Unduplicated count of *active* enrollments in *CE Front Door projects* based HoH's data.

5.03 : # of Active Enrollments

Unduplicated count of enrollments in *CE Front Door projects* where a service or current living situation was recorded on the HoH's applicable enrollment during the reporting time period.

5.04 : # of enrollments closed for inactivity

Unduplicated count of enrollments in *CE Front Door projects* where the HoH's end date is within the reporting period and Exit Type is "Auto".

5.05 : # of enrollments added to PP

Unduplicated count of distinct enrollment ids with priority pool date added during reporting period.

5.06: # of enrollments referred from PP

Unduplicated count of distinct enrollment ids with priority pool date removed during reporting period with an outcome of "Referred".

5.07 : # of enrollments successfully connected to Homelink Intervention.

Unduplicated count of distinct enrollment ids with priority pool date removed during reporting period with an outcome of "Referred" AND a CE Event Status of "Accepted/Approved".

5.08 : % of Enrollments with Date of Engagement (SO only)

Unduplicated count of enrollments in SO projects with a Date of Engagement recorded on the HoH's profile during reporting period DIVIDED BY total number of enrollments in SO programs during the reporting time period

5.09 : % of Enrollments with Current Living Situation in the past 30 days (SO only)


Unduplicated count of enrollments in SO programs with a Current Living Situation recorded on HoH's profile within previous 30 days from the end of the reporting time period DIVIDED BY total count of enrollments in SO programs *active* during the reporting time period.

SECTION 6: PREVENTION/ HOUSING PROJECT SUMMARY

6.01 : # of New Referrals

A. **Prevention:** Unduplicated count of CE Event referrals to Prevention projects with a created date during the reporting period.

B. **Housing:** Unduplicated count of CE Event referrals to *Housing projects* with a created date during the reporting period.



6.02 : # of Open Referrals

A. Unduplicated count of CE Event referrals to Prevention projects where created date \leq reporting end date and resolution date \geq reporting begin date.

B. Unduplicated count of CE Event referrals to *Housing Projects* where created date \leq reporting end date and resolution date \geq reporting begin date.

6.03 : % of Referrals pulled from PP/Prioritized HP REL

A. Unduplicated count of CE Program referrals on the HoH's profile to Prevention projects with a created date during the reporting period where the HoH was on the HP REL when the referral was created DIVIDED BY # of CE Program referrals with a created date during the reporting period.

B. Unduplicated count of CE Program referrals on the HoH's profile to *Housing projects* with a created date during the reporting period where the client was on the priority pool when the referral was created DIVIDED BY # of CE Program referrals with a created date during the reporting period.

6.04 : % of Rejected referrals by reason type

A. Unduplicated count of CE Event referrals to Prevention projects with a resolution date within the reporting period for each given result other than "accepted/approved" DIVIDED BY the total number of CE Event referrals to Prevention projects with a resolution date during the reporting period.

B. Unduplicated count of CE Event referrals to *Housing projects* with a resolution date within the reporting period for each given result other than "accepted/approved" DIVIDED BY the total number of CE Event referrals to *Housing Projects* with a resolution date during the reporting period.

6.05 : # of Referrals Resolved within 30 days

A. Unduplicated count of CE Event referrals to Prevention Projects with a resolution date within the reporting period where Resolution Date - Referral Date ≤ 30 .

B. Unduplicated count of CE Event referrals to *Housing Projects* with a resolution date within the reporting period where Resolution Date - Referral Date ≤ 30 .

6.06 : # of Referrals Open for >30 Days

A. Unduplicated count of referrals to Prevention Projects with a resolution date within the reporting period where Resolution Date - Created Date > 30 OR with no resolution date where Report End Date - Created Date > 30 .

B. Unduplicated count of referrals to *Housing Projects* with a resolution date within the reporting period where Resolution Date - Created Date > 30 OR with no resolution date where Report End Date - Created Date > 30 .

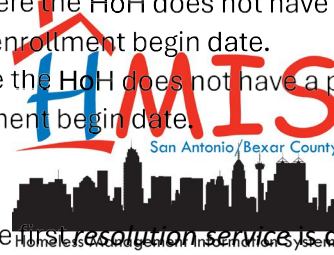
6.07 : # of Referrals Successfully Enrolled in Project

A. Unduplicated count of new enrollments in Prevention Projects where the HoH had a previous CE Event Referral to the project dated within previous 30 days from the enrollment begin date.

B. Unduplicated count of new enrollments in *Housing Projects* where the HoH had a previous CE Event Referral to the project dated within previous 30 days from the enrollment begin date.

6.08 : # of Project Enrollments with no CE Referral Event

- A. Unduplicated count of new enrollments in Prevention Projects where the HoH does not have a previous CE Event Referral to the project dated within previous 30 days from the enrollment begin date.
- B. Unduplicated count of new enrollments in *Housing Projects* where the HoH does not have a previous CE Event Referral to the project dated within previous 30 days from the enrollment begin date.



6.09 : # of Enrollments with Resolutions

- A. Unduplicated count of Enrollment IDs in Prevention Projects where *first resolution service* is during reporting period.
- B. Unduplicated count of Enrollment IDs in *Housing Projects* where move in date is during reporting period.

SECTION 7: PREVENTION/ HOUSING PROJECT SUMMARY

7.01 : Average Time from Project Enrollment to resolution

- A. Average number of days between project start date and earliest *resolution service* date for clients in metric 6.09 prevention portion.
- B. Average number of days between project start date and move in date for clients in metric 6.09 housing portion.

7.02 : % of HH recidivating back into homelessness/ at-risk of homelessness after project exit (0-6 months; 7-12 months; and 13-24 months)

- A. The extent to which persons who exit any Prevention project to a permanent housing destination within two years prior to the report date range returned to any Prevention project with a begin date within the reporting timeframe and run for 0-6 months, 7-12 months, 13-24 months.
- B. Use *Returns to Homelessness* definition as stated in HMIS Data Quality Plan proposed definitions and run for 0-6 months, 7-12 months, 13-24 months timeframes for *housing projects*.

7.03 : % of HH exiting to permanent housing destinations

- A. Unduplicated count of enrollments where the HoH's exit date from Prevention Projects is within the reporting period and has a permanent housing destination DIVIDED BY number of exits from Prevention Projects within reporting period.
- B. Unduplicated count of enrollments where the HoH's exit date from *Housing Projects* is within the reporting period and has a permanent housing destination DIVIDED BY number of exits from *Housing Projects* within reporting period.

7.04 : % of HH increasing cash and non-cash income

A. 2 Measures:

1. Increase in *Non-Employment Income*: Unduplicated number of clients in an *active* enrollment in prevention projects that increased income by any amount when comparing the most recent during, annual or exit financial assessment to the next most recent during, annual or entry financial assessment based on the sum of all *non-employment income* options DIVIDED BY the total number of *active adult* clients in reporting period.
2. Increase in Employment Income: Unduplicated number of clients in an *active* enrollment in prevention projects type that increased income by any amount when comparing the most recent during, annual or exit financial assessment to the next most recent during, annual or entry financial assessment based on employment income (In HMIS: Earned Income (i.e., employment income)) DIVIDED BY the total number of *active adult* clients in reporting period.

B. 2 Measures:

1. Increase in *Non-Employment Income*: Unduplicated number of clients in an *active* enrollment in *housing projects* that increased income by any amount when comparing the most recent during, annual or exit financial

assessment to the next most recent during, annual or entry financial assessment based on the sum of all *non-employment income* options DIVIDED BY the total number of *active* adult clients in reporting period.

2. Increase in Employment Income: Unduplicated number of clients in an *active* enrollment in *housing projects* type that increased income by any amount when comparing the most recent during, annual or exit financial assessment to the next most recent during, annual or entry financial assessment based on employment income (In HMIS: Earned Income (i.e., employment income)) DIVIDED BY the total number of *active* adult clients in reporting period.

7.05 : Number of HH entering homelessness after HP intervention.

A. Number of new enrollments within the reporting period that meet the following criteria:

1) HoH exited from a prevention project (most recent prevention enrollment) with a *resolution service* and has a Permanent Exit Housing Destinations within 0-6 months, 7-12 months, 13-24 months prior to the enrollment begin date.

2) HoH meets the definition of *homelessness*.

3) This is the HoH's first time meeting the definition of *homelessness* since exiting from the prevention project.

B. N/A

De-Duplication

Use most recent eligible activity per client within the reporting time frame. *Reporting on clients not households.*

Data Quality Accommodations

Prior Living situations: Use the Head of Household prior living situation for clients (adults and children) that do not have a value recorded.